

पत्रांक: 1331 / यूपीयूएमएस / छात्रप्रकोष्ठ(3180 / 319) / 2026-27

दिनांक: 06 अप्रैल, 2026

### कार्यालय आदेश

एन0एम0सी0 के नियमानुसार एम.बी.बी.एस. बैच-2022 के छात्र/छात्राओं को अन्तिम व्यवसायिक पार्ट-1 प्रारम्भ होने से पूर्व 15 दिवस हेतु ब्लाक-1 (पी व पैरा-क्लीनिकल विभाग) तथा अन्तिम व्यवसायिक पार्ट-2 प्रारम्भ होने से पूर्व 15 दिवस हेतु ब्लाक-2 (क्लीनिकल विभाग) में इलेक्टिव पोस्टिंग करनी अनिवार्य है। इन छात्र/छात्राओं हेतु दिनांक 01.07.2025 से 15.07.2025 तक ब्लाक-1 (पी व पैरा-क्लीनिकल विभाग) की इलेक्टिव पोस्टिंग करायी जा चुकी है। छात्र/छात्राओं की अन्तिम व्यावसायिक पार्ट-1 लिखित परीक्षाएं दिनांक 14.04.2026 को पूर्ण हो रही हैं। उक्त के दृष्टिगत इन छात्र/छात्राओं के लिए ब्लाक-2 (क्लीनिकल विभाग) की इलेक्टिव टीचिंग प्रारम्भ की जानी है।

सम्बन्धित विभागाध्यक्ष द्वारा उपलब्ध कराये गये इलेक्टिव के विवरण के अनुसार एम0बी0बी0एस0 बैच-2022 के छात्र/छात्राओं हेतु ब्लाक-2 की पोस्टिंग दिनांक 16.04.2026 से 30.04.2026 तक जारी रहेगी। उक्त छात्र/छात्राएं संलग्न इलेक्टिव में से किसी एक इलेक्टिव का चुनाव स्वेच्छा से करेंगे। प्रत्येक इलेक्टिव में छात्र/छात्राओं की संख्या सीमित है। इलेक्टिव के अध्ययन/अध्यापन हेतु निम्नलिखित निर्देशों का अनुपालन सुनिश्चित किया जायेगा-

1. दिनांक 16.04.2026 से 30.04.2026 तक इलेक्टिव पोस्टिंग हेतु प्रातः 09.00 बजे से 01.00 बजे तक तथा अपरान्ह 02.00 बजे से 05.00 बजे तक का समय निर्धारित है।
2. छात्र/छात्राएं उक्तानुसार इलेक्टिव का चुनाव करते हुए इलेक्टिव हेतु नामित संकाय सदस्य को रिपोर्ट करेंगे तथा उनके अधीन रहते हुए अध्ययन पूर्ण करेंगे।
3. प्रत्येक इलेक्टिव हेतु प्रथम रिपोर्ट करने वाले छात्र/छात्राओं को संकाय सदस्य द्वारा इलेक्टिव हेतु निर्धारित छात्र/छात्राओं की संख्या तक अनुमति प्रदान की जायेगी। अन्य छात्र/छात्राओं को सम्बन्धित ब्लाक में उपलब्ध अन्य इलेक्टिव का चुनाव करना होगा।
4. सम्बन्धित संकाय सदस्य द्वारा इलेक्टिव के सम्बन्ध में एन0एम0सी0 द्वारा निर्गत माड्यूल के अनुसार कार्यवाही की जायेगी।
5. इलेक्टिव पोस्टिंग में छात्र/छात्राओं की 75 प्रतिशत उपस्थिति होने पर ही छात्र/छात्राओं को अन्तिम व्यवसायिक पार्ट-2 परीक्षा हेतु पात्र घोषित किया जायेगा। अतः इलेक्टिव पोस्टिंग में समस्त छात्र/छात्राओं की उपस्थिति अनिवार्य है। ऐसे छात्र/छात्राएं जिनके द्वारा इलेक्टिव की पोस्टिंग नहीं की जायेगी, उन्हें विश्वविद्यालय स्तरीय अन्तिम व्यवसायिक पार्ट-2 परीक्षा में सम्मिलित होने की अनुमति नहीं होगी।
6. संकाय सदस्य द्वारा निर्धारित समयावधि में इलेक्टिव का कार्य पूर्ण कराया जायेगा। इलेक्टिव पोस्टिंग हेतु लागबुक विश्वविद्यालय की वेबसाईट पर उपलब्ध है। छात्र/छात्राएं लागबुक को पूर्णरूप से भरकर एवं हस्ताक्षर कराकर ब्लाक-1 एवं ब्लाक-2 की लागबुक दिनांक 15.05.2026 तक इस कार्यालय में जमा करेंगे।

(डा0 आदेश कुमार)  
संकायाध्यक्ष चिकित्सा संकाय

#### प्रतिलिपि-

1. सम्बन्धित विभागाध्यक्ष को आवश्यक कार्यवाही हेतु प्रेषित।
2. प्रमुख निजी सचिव को मा0 कुलपति महोदय के अवलोकनार्थ।
3. प्रभारी अधिकारी, वेबसाईट को इस आशय से प्रेषित है कि संलग्न विवरण को विश्वविद्यालय की वेबसाईट पर Student Cell में टीचिंग शेड्यूल लिंक के अन्तर्गत Elective Posting Schedule for MBBS batch 2022 (Block-2) हेडिंग के नाम से अपलोड कराने का कष्ट करें।
4. एम0बी0बी0एस0 बैच-2022 के छात्र/छात्राओं को इस निर्देश के साथ प्रेषित है कि वह लागबुक के साथ सम्बन्धित इलेक्टिव हेतु रिपोर्ट करना सुनिश्चित करें तथा लागबुक को दिनांक 15.05.2026 तक इस कार्यालय में जमा करें।

(डा0 आदेश कुमार)  
संकायाध्यक्ष चिकित्सा संकाय

**Uttar Pradesh University of Medical Sciences, Saifai, Etawah  
Faculty of Medicine**

**Elective Teaching for MBBS Batch 2022**

Sl	Name of Deptt	Name of Preceptor	Name of Electives	Number of Students
<b>Block - 2 (16.04.2026 to 30.04.2026)</b>				
1	Medicine	Dr. Vijay Kumar Verma	Diabetology	10
		Dr. Manoj Kumar	Emerging Viral Infections	10
2	Surgery	Dr. S.P. Singh Dr. Vipin Gupta Dr. Gaurav Mishra	OT Techniques and Artificial Intelligence in Surgery	10
		Dr. Anil Kumar Dr. Rajesh Kumar Dr. Anil Kumar Gupta Dr. Sandeep Yadav	Emergency; Basic Surgical Procedures	10
		Dr. Somendra Pal Singh Dr. Shesh Kumar Dr. Sameer Gupta	Benign and malignant breast diseases	10
		Dr. Ram Lakhani Singh Verma Dr. Vivek Kumar Verma	Anorectal Disorders	10
		Dr. Sudhanshu Mishra Dr. Kush Mehrotra	Precision Minimally Invasive and Robotic Surgery	10
3	Obst. & Gynae	Dr. Nupur Mittal	To perform basic Obstetric & Gynaecological examination and make diagnosis in OPD	10
		Dr. Soniya Vishwakarma	Screening for cervical cancer using Papsmear, VIA, VILI and Colposcopy their interpretation with follow up	10
		Dr. Kalpana Kumari	To evaluate female infertility and observe treatment effect	10
		Dr. Shalini Singh	The judicious implementation of induction of labour. Monitoring of Labour by Partogram and CTG in laboring patient.	10
		Dr. Vaibhav Kanti	Cafeteria choice of family planning method	10
		Dr. Pragati Divedi	Management of High risk pregnancy	10
4	Paediatrics	Dr. Durgesh Kumar	Neonatology	10
5	Orthopaedics	Dr. Ankit Mittal	Orthopaedics Surgical wound closure	10
		Dr. Ajay Rajput	Orthopaedics Fracture Immobilisation	10
6	Psychiatry	Dr. Prashant Chaudhary	Psychiatry	10
7	E.N.T.	Dr. Jitendra Pratap Singh Chauhan	Cancer Awareness in Head & Neck	10
		Dr. Ritu Gupta	Allergic Rhinitis and Sinusitis	10
8	Ophthalmology	Dr. Reena Sharma Dr. Meenu Babber Dr. Deepti Joshi	Ophthalmic OT Techniques & Emergency Skills	10
		Dr. Ravi Ranjan Dr. Brijesh Singh Dr. Himanshi Yadav Dr. Ahmad Husain	Clinical Ophthalmology	10

Prof. (Dr.) Adesh Kumar  
Dean (Medical Faculty)

1/2/2026  
01/04/2026

*[Handwritten Signature]*

**Elective Course of MBBS****Block – 2****Department of MEDICINE**

<b>Block</b>	2
<b>Name of Elective</b>	Diabetology
<b>Location of hospital Lab or research facility</b>	Department of Medicine, OPD & Ward, UPUMS Saifai, Etawah
<b>Name of internal preceptor(s)</b>	Dr. Vijay Kumar Verma
<b>Name of external preceptor (if applicable)</b>	NA
<b>Learning objectives of elective</b>	<ol style="list-style-type: none"><li>1. To provide care for patients with diabetes in a supervised environment.</li><li>2. To function effectively as a team member in a multidisciplinary team managing diabetes.</li><li>3. To counsel patients about diabetes care appropriately.</li><li>4. To describe pathophysiological clinical co-relates as they apply to care of patient with diabetes.</li></ol>
<b>Number of students that can be accommodated in this elective</b>	10
<b>Prerequisites for elective</b>	Must have received necessary immunizations, basic life support training
<b>Learning resources for students</b>	Patient admitted to wards, OPD patient Glucometre, departmental lab, Text books
<b>List of activities of student participation</b>	<ol style="list-style-type: none"><li>1. Participate in OP and IP rounds. Participate in afternoon teaching sessions of department.</li><li>2. Present at least two cases fully worked up</li></ol>
<b>Portfolio entries required</b>	Assignments provided Two worked up cases records
<b>Log book entry required</b>	Satisfactory completion of posting by a preceptor with a meets expectations 'M' grade
<b>Assessment</b>	Attendance Formative: participation in OPDs and IPD rounds presentation of Cases.
<b>Other comments</b>	NA

**Elective Course of MBBS**  
**Block – 2**  
**Department of MEDICINE**

<b>Block</b>	2
<b>Name of Elective</b>	Emerging Viral Infections
<b>Location of hospital Lab or research facility</b>	Department of Medicine, OPD & Ward, UPUMS Saifai, Etawah
<b>Name of internal preceptor(s)</b>	Dr. Manoj Kumar
<b>Name of external preceptor (if applicable)</b>	NA
<b>Learning objectives of elective</b>	<ol style="list-style-type: none"> <li>1. To obtain experience in the laboratory investigations of viral outbreaks.</li> <li>2. To obtain experience in diagnostic testing in viral diseases.</li> <li>3. To describe pathophysiological Co-relates as they apply to the care of patients with viral infections.</li> <li>4. To counsel patients about general care appropriately</li> </ol>
<b>Number of students that can be accommodated in this elective</b>	10
<b>Prerequisites for elective</b>	Universal precautions and good lab practice modules to be completed
<b>Learning resources for students</b>	Patients admitted, Text Books
<b>List of activities of student participation</b>	<ol style="list-style-type: none"> <li>1. Participate in laboratory activity</li> <li>2. Participate in patient care in wards</li> <li>3. Write up work up of patients</li> </ol>
<b>Portfolio entries required</b>	Work- book entry Case presentation
<b>Log book entry required</b>	Satisfactory completion of posting Authenticated by the preceptor
<b>Assessment</b>	Attendance Successful completion of posting as certified in the log book with a "meets expectation" "M" grade
<b>Other comments</b>	NA

Elective Course of MBBS


Block-2

Department of Gen. Surgery

Name of Elective	OT Techniques and Artificial Intelligence in Surgery
Location of hospital Lab or research facility	Department of Gen. Surgery
Name of internal preceptor(s)	Dr. S. P. Singh Dr. Vipin Kumar Gupta Dr. Gaurav Mishra
Name of external preceptor (if applicable)	N.A
Learning objectives of elective	<ol style="list-style-type: none"> <li>1) Training in Surgical asepsis (Had washing in OT, Assisting in minor OT) Painting &amp; draping.</li> <li>2) Fixing a drain/Removing a drain</li> <li>3) Insertion of IV canula</li> <li>4) Surgical debridement &amp; dressing of wound</li> <li>5) Basic suturing skills</li> <li>6) Control of superficial haemorrhage</li> <li>7) Digital rectal Examination</li> <li>8) Table to reproduce the technique design.</li> <li>9) Must know the techniques of hand washing hand scrubbing in theatre correctly.</li> <li>10) Basics of Laparoscopy</li> <li>11) Basics of AI and use of AI in surgery.</li> </ol>
Number of students that can be accommodated in this elective	10
Prerequisites for elective	Knowledge of universal precautions and Must have necessary immunization
Learning resources for students	Bailey & love's short Practice of Surgery 28 <sup>th</sup> Edition Should read S. Das 15 <sup>th</sup> ed. "A manual of Clinical Surgery"
List of activities of student participation	<ol style="list-style-type: none"> <li>1. Provide patient care under supervision</li> <li>2. Assist in minor surgical procedures</li> <li>3. Attend emergency OPD for 2Hrs/day</li> <li>4. Attend OPD</li> <li>5. History writing</li> </ol>
Portfolio entries required	<ol style="list-style-type: none"> <li>1- Daily log of patients seen</li> <li>2- Daily log of activities participated</li> <li>3- 5 indoor fully worked up cases to be documented</li> <li>4- 25 OPD patients to be followed</li> <li>5- 2 Emergency operations to attended and document them</li> </ol>
Log book entry required	Formative and summative
Assessment	<ul style="list-style-type: none"> <li>• Attendance</li> <li>• Successful Verification of required portfolio entries.</li> <li>• Successful completion of the posting as certified in the log book with a meet's expectation M grade.</li> </ul>
Other comments	


**Elective Course of MBBS**  
Block-2  
Department of Gen. Surgery

<b>Name of Elective</b>	<b>Emergency; Basic Surgical Procedures</b>
<b>Location of hospital Lab or research facility</b>	Department of Gen. Surgery
<b>Name of internal preceptor(s)</b>	Dr. Anil Kumar Dr. Rajesh Kumar Dr. Anil Kumar Gupta Dr. Sandeep Yadav
<b>Name of external preceptor (if applicable)</b>	N. A
<b>Learning objectives of elective</b>	<ol style="list-style-type: none"> <li>1. Training in Surgical asepsis (Emergency OT, Hand washing, Assisting in minor OT) Painting &amp; draping.</li> <li>2. To draw blood sample for biochemical investigation and ABG</li> <li>3. Inserting a Ryle's Tube</li> <li>4. Inserting a foley's catheter/Removing a Foley's catheter</li> <li>5. Fixing a drain/Removing a drain</li> <li>6. Insertion of IV canula</li> <li>7. Blood transfusion</li> <li>8. Surgical debridement &amp; dressing of wound</li> <li>9. Basic suturing skills</li> <li>10. Control of superficial haemorrhage</li> <li>11. Digital rectal Examination</li> </ol>
<b>Number of students that can be accommodated in this elective</b>	10
<b>Prerequisites for elective</b>	Knowledge of universal precautions and Must have necessary immunization
<b>Learning resources for students</b>	Bailey & love's short Practice of Surgery 28 <sup>th</sup> Edition Should read S. Das 15 <sup>th</sup> ed. "A manual of Clinical Surgery"
<b>List of activities of student participation</b>	<ol style="list-style-type: none"> <li>1. Provide patient care under supervision</li> <li>2. Assist in minor surgical procedures</li> <li>3. Attend emergency OPD for 2Hrs/day</li> <li>4. Attend OPD</li> <li>5. History writing</li> </ol>
<b>Portfolio entries required</b>	<ol style="list-style-type: none"> <li>1. Daily log of patients seen</li> <li>2. Daily log of activities participated</li> <li>3. 5 indoor fully worked up cases to be documented</li> <li>4. 25 OPD patients to be followed</li> <li>5. 2 Emergency operations to attended and document them</li> </ol>
<b>Log book entry required</b>	Formative and summative
<b>Assessment</b>	<ul style="list-style-type: none"> <li>• Attendance</li> <li>• Successful Verification of required portfolio entries.</li> <li>• Successful completion of the posting as certified in the log book with a meet's expectation M grade.</li> </ul>
<b>Other comments</b>	



**Elective Course of MBBS**  
Block-2  
Department of Gen. Surgery

<b>Name of Elective</b>	<b>Benign and malignant breast diseases</b>
<b>Location of hospital Lab or research facility</b>	Department of Gen. Surgery
<b>Name of internal preceptor(s)</b>	Dr. Somendra Pal Singh Dr. Shesh Kumar Dr. Sameer Gupta
<b>Name of external preceptor (if applicable)</b>	N. A
<b>Learning objectives of elective</b>	<ol style="list-style-type: none"> <li>1. To be able to take history in a patient with breast disease.</li> <li>2. To learn clinical examination in a patient with breast disease</li> <li>3. To learn relevant investigation to be performed patient with breast disease.</li> <li>4. To learn hand washing and scrubbing in operation theatre.</li> <li>5. Observe and assist in the operation of at least 5 patients with Breast disease.</li> </ol> <p>At the end of 4 weeks a 3<sup>rd</sup> year MBBS student should be able to perform the following –</p> <ul style="list-style-type: none"> <li>* Should be able to diagnose benign breast diseases accurately.</li> <li>* Should be able to differential benign form malignant breast disease</li> <li>* Should be able to enumerate relevant investigation in the workup of patient</li> <li>* S.B.A. to assist various surgery benign breast diseases.</li> <li>* Must know the techniques of hand washing hand scrubbing in theatre correctly.</li> </ul>
<b>Number of students that can be accommodated in this elective</b>	10
<b>Prerequisites for elective</b>	Knowledge of universal precautions and Must have necessary immunization
<b>Learning resources for students</b>	Bailey & love's short Practice of Surgery 28 <sup>th</sup> Edition Should read S. Das 15 <sup>th</sup> ed. "A manual of Clinical Surgery"
<b>List of activities of student participation</b>	<ol style="list-style-type: none"> <li>1. Provide patient care under supervision</li> <li>2. Assist in minor surgical procedures</li> <li>3. Attend emergency OPD/OT &amp; ward for 2Hrs/day (as per schedule)</li> <li>4. Attend OPD</li> <li>5. History writing &amp; clinical end.</li> </ol>
<b>Portfolio entries required</b>	<ol style="list-style-type: none"> <li>1. Entry surgery daily log book of patients seen</li> <li>2. Daily log of activities participated</li> <li>3. 5 indoor fully worked up cases to be documented</li> <li>4. 25 OPD patients to be followed</li> <li>5. 2 Emergency operations to attended and document them</li> </ol>
<b>Log book entry required</b>	Formative and summative
<b>Assessment</b>	<ul style="list-style-type: none"> <li>• Attendance</li> <li>• Successful Verification of required portfolio entries.</li> <li>• Successful completion of the posting as certified in the log book with a meet's expectation M grade.</li> </ul>
<b>Other comments</b>	



**Elective Course of MBBS**  
**Block-2**  
**Department of Gen. Surgery**

<b>Name of Elective</b>	<b>Anorectal Disorders</b>
<b>Location of hospital Lab or research facility</b>	Department of Gen. Surgery
<b>Name of internal preceptor(s)</b>	Dr. Ram Lakhan Singh Verma Dr. Vivek Kumar Verma
<b>Name of external preceptor (if applicable)</b>	N. A
<b>Learning objectives of elective</b>	<ol style="list-style-type: none"> <li>1. Identify anatomy of anorectal structures (e.g., dentate line, sphincters, Parks classification for fistulas) and pathophysiology of key disorders (e.g., internal/external hemorrhoids, acute/chronic fissures).</li> <li>2. Recognize clinical presentations, risk factors, and red flags (e.g., bleeding, incontinence, malignancy suspicion) via history and proctoscopy findings.</li> <li>3. Outline conservative (e.g., fiber, sitz baths) vs. surgical options (e.g., banding, fistulotomy) per guidelines like WSES-AAST.</li> <li>4. Perform digital rectal exams, anoscopy, and fistula probing under supervision to assess tone, tenderness, and tracts.</li> <li>5. Assist in minor procedures: Incision/drainage of perianal abscesses, rubber band ligation, or fissurectomy.</li> </ol>
<b>Number of students that can be accommodated in this elective</b>	10
<b>Prerequisites for elective</b>	Knowledge of universal precautions and Must have necessary immunization
<b>Learning resources for students</b>	Bailey & love's short Practice of Surgery 28 <sup>th</sup> Edition Should read S. Das 15 <sup>th</sup> ed. "A manual of Clinical Surgery"
<b>List of activities of student participation</b>	<ol style="list-style-type: none"> <li>1. Develop management plans for outpatient/follow-up care</li> <li>2. Attend 3-5 anorectal clinics</li> <li>3. Perform supervised digital rectal exams (DREs) and anoscopy on consenting patients</li> <li>4. Assist in minor procedures</li> </ol>
<b>Portfolio entries required</b>	<ol style="list-style-type: none"> <li>1. Entry surgery daily log book of patients seen</li> <li>2. Daily log of activities participated</li> <li>3. 5 indoor fully worked up cases to be documented</li> <li>4. 25 OPD patients to be followed</li> <li>5. Deliver 2 Seminars</li> </ol>
<b>Log book entry required</b>	Formative and summative
<b>Assessment</b>	<ul style="list-style-type: none"> <li>• Attendance</li> <li>• Successful Verification of required portfolio entries.</li> <li>• Successful completion of the posting as certified in the log book with a meet's expectation M grade.</li> </ul>
<b>Other comments</b>	

**Elective Course of MBBS**  
**Block-2**  
**Department of Gen. Surgery**

<b>Name of Elective</b>	<b>Precision Minimally Invasive and Robotic Surgery</b>
<b>Location of hospital Lab or research facility</b>	Department of Gen. Surgery
<b>Name of internal preceptor(s)</b>	Dr. Sudhanshu Mishra Dr. Kush Mehrotra
<b>Name of external preceptor (if applicable)</b>	N. A
<b>Learning objectives of elective</b>	<ol style="list-style-type: none"> <li>1. Describe the principles of minimally invasive surgery (MIS), including trocar placement, pneumoperitoneum creation, and ergonomic considerations in robotic systems like da Vinci.</li> <li>2. Identify indications, contraindications, and anatomical landmarks for common MIS/robotic procedures (e.g., appendectomy, hernia repair).</li> <li>3. Explain robotic advantages over conventional laparoscopy, such as 3D visualization, tremor filtration, and seven degrees of freedom.</li> <li>4. Demonstrate safe instrument handling, including camera navigation, tissue retraction, and energy device use (e.g., bipolar Maryland forceps) under supervision.</li> <li>5. Perform basic tasks like port insertion simulation, knot-tying in a laparoscopic box trainer, and docking/undocking robotic arms.</li> <li>6. Participate in preoperative planning, such as patient positioning and OR setup for robotic cases</li> </ol>
<b>Number of students that can be accommodated in this elective</b>	10
<b>Prerequisites for elective</b>	Knowledge of universal precautions and Must have necessary immunization
<b>Learning resources for students</b>	Bailey & love's short Practice of Surgery 28 <sup>th</sup> Edition Should read S. Das 15 <sup>th</sup> ed. "A manual of Clinical Surgery"
<b>List of activities of student participation</b>	<ol style="list-style-type: none"> <li>1. Attend preoperative clinics</li> <li>2. Observe/scrub into 10 procedures:</li> <li>3. Manage postoperative care.</li> <li>4. Practice on laparoscopic box trainers</li> </ol>
<b>Portfolio entries required</b>	<ol style="list-style-type: none"> <li>1. Entry surgery daily log book of patients seen</li> <li>2. Daily log of activities participated</li> <li>3. 5 indoor fully worked up cases to be documented</li> <li>4. 25 OPD patients to be followed</li> <li>5. Deliver 2 seminars</li> </ol>
<b>Log book entry required</b>	Formative and summative
<b>Assessment</b>	<ul style="list-style-type: none"> <li>• Attendance</li> <li>• Successful Verification of required portfolio entries.</li> <li>• Successful completion of the posting as certified in the log book with a meet's expectation M grade.</li> </ul>
<b>Other comments</b>	

45

# Elective Course of MBBS

Block- 1 or 2

Elective No.-05

Department of- **Obstetrics & Gynaecology**

Name of Block	Block-2 Elective OBG
Name of Elective	To perform basic Obstetric & Gynaecological examination and make diagnosis in OPD
Location of hospital Lab or research facility	Antenatal OPD Gynae OPD Obstetrics & Gynaecology Department, UPUMS, Saifai, Etawah
Name of internal preceptor (s)	<b>Dr. Nupur Mittal</b>
Name of external preceptor (if applicable)	
Learning objectives of elective	<ol style="list-style-type: none"> <li>1. To Provide Obstetrics care to all the patients</li> <li>2. To counsel patient about antenatal care appropriately.</li> <li>3. To have knowledge of common problems of pregnancy and their management.</li> <li>4. To take history &amp; do Examination of all Gynae cases in OPD.</li> <li>5. To counsel the patient about her disease</li> <li>6. Making provisional diagnosis and treatment under supervision</li> </ol>
Number of students that can be accommodated in this elective	5
Prerequisites for elective	<ol style="list-style-type: none"> <li>1. Good clinical practice</li> <li>2. The students should be immunized for Hepatitis B</li> </ol>
Learning resources for students	Dutta's Textbook of Gynaecology
List of activities in which the students will participate	<ol style="list-style-type: none"> <li>1. Participate in OPD</li> <li>2. Participate in OBG Examination</li> <li>3. Participate in Provisional Diagnosis</li> <li>4. Present at least two cases that are fully worked up in the teaching session</li> <li>5. Participate in patient education and multidisciplinary team meeting.</li> </ol>
Portfolio entries required	Yes
Log book entry required	Yes
Assessment	Formative: Attendance day- to-day Participation department activity. Performance of assigned tasks and Presentation of worked up case in department.
Other comments	Nil



  
 H.O.D.  
 Department of OBS. & Gynae  
 UPUMS, Saifai (Etawah)


Elective Course of MBBS

Block- 1 or 2

Elective No.-04

Department of- **Obstetrics & Gynaecology**

Name of Block	Block-2 Elective OBG
Name of Elective	Screening for cervical cancer using Papsmear, VIA, VILI and interpret cervical lesions by Colposcopy finding and directed biopsy with follow up
Location of hospital Lab or research facility	Cancer Clinic; Obstetrics & Gynaecology Department, UPUMS, Saifai, Etawah
Name of internal preceptor (s)	<b>Dr. Soniya Vishwakarma</b>
Name of external preceptor (if applicable)	
Learning objectives of elective	<ol style="list-style-type: none"> <li>1. To counsel the patient regarding HPV, its vaccination and administer them under supervision.</li> <li>2. To provide care to patient with complaints of vaginal discharge.</li> <li>3. To counsel the patient about risk of cervical cancer.</li> <li>4. To know how to take PAPS smear/ VIA/ VILI appropriately.</li> <li>5. To have knowledge of Colposcope and the procedure of colposcopy.</li> <li>6. To help student learn treatment, counseling and follow up of such patients.</li> </ol>
Number of students that can be accommodated in this elective	5
Prerequisites for elective	Good clinical practice
Learning resources for students	<ol style="list-style-type: none"> <li>1. Dutta's Textbook of Gynaecology</li> <li>2. Berek &amp; Novak's Gynecology</li> </ol>
List of activities in which the students will participate	<ol style="list-style-type: none"> <li>1. To Participate in OPD Examination of patient and counseling of patient for Colposcopy.</li> <li>2. To Participate in patients counseling clinically and departmental education activities.</li> <li>3. To follow report and correlate clinically.</li> <li>4. Participate in patient education and multidisciplinary team meeting.</li> <li>5. Participate in at least two tests done as case work up.</li> <li>6. Present 2 cases fully worked up in the teaching session.</li> <li>7.</li> </ol>
Portfolio entries required	Yes
Log book entry required	Yes
Assessment	Formative: Attendance day- to-day Participation department activity. Performance of assigned tasks and Presentation of worked up case in department.
Other comments	Nil

H.O.D.  
Department of OBS & Gynae  
UPUMS, Saifai (Etawah)

# Elective Course of MBBS


Block- 1 or 2

Elective No.-01

Department of- **Obstetrics & Gynaecology**

Name of Block	Block-2, Clinical Elective- OBG
Name of Elective	To evaluate female infertility and observe treatment effect
Location of hospital Lab or research facility	Infertility Clinic, Obstetrics & Gynaecology Department, UPUMS, Salfal, Etawah
Name of internal preceptor (s)	<b>Dr. Kalpana Kumari</b>
Name of external preceptor (if applicable)	
Learning objectives of elective	<ol style="list-style-type: none"><li>1. To counsel the patient of infertility.</li><li>2. To evaluate and manage the infertility patient by the resources available in the hospital.</li><li>3. To describe the etio-pathology of female infertility.</li></ol>
Number of students that can be accommodated in this elective	5
Prerequisites for elective	<ol style="list-style-type: none"><li>1. Good clinical practice</li><li>2. The students should be immunized for Hepatitis B</li></ol>
Learning resources for students	Speroff's Clinical Gynaecologic Endocrinology
List of activities in which the students will participate	<ol style="list-style-type: none"><li>1. Participate in OPD and IPD rounds</li><li>2. Participate in afternoon teaching sessions of the department.</li><li>3. To participate in specific investigation to infertility. (To carry out at least 2 Tests of patients HSG/ Semen Analysis).</li><li>4. Participate in couple counseling.</li><li>5. Present at least two cases that are fully worked up in the teaching session.</li></ol>
Portfolio entries required	Yes
Log book entry required	Yes
Assessment	Formative: Attendance day- to-day Participation department activity. Performance of assigned tasks and Presentation of worked up case in department.
Other comments	Nil



  
H.O.D.  
Department of OBS. & Gynae  
UPUMS, Salfal (Etawah)

# Elective Course of MBBS

Block- 1 or 2

Elective No.-06

Department of- **Obstetrics & Gynaecology**

Name of Block	Block-2, Clinical Elective- OBG
Name of Elective	The judicious implementation of induction of labour. Monitoring of Labour by Partogram and CTG in laboring patient.
Location of hospital Lab or research facility	Labour room; Obstetrics & Gynaecology Department, UPUMS, Saifai, Etawah
Name of internal preceptor (s)	<b>Dr. Shalini Singh</b>
Name of external preceptor (if applicable)	
Learning objectives of elective	<ol style="list-style-type: none"> <li>1. To be able to make diagnosis of the antenatal patient and understand need of induction of labour.</li> <li>2. To understand which method of induction is suitable for a particular patient.</li> <li>3. To counsel patient about need, risk &amp; complications of that method.</li> <li>4. To follow the patient and the outcome of induction.</li> <li>5. To Understand and be able to monitor the laboring patient using partogram.</li> <li>6. To have knowledge, perform and interpret the CTG appropriately.</li> <li>7. To counsel patients and attendants about progress of labour.</li> </ol>
Number of students that can be accommodated in this elective	5
Prerequisites for elective	Good clinical practice
Learning resources for students	Dutta's Textbook of Gynaecology
List of activities in which the students will participate	<ol style="list-style-type: none"> <li>1. Participate in OPD and IPD rounds</li> <li>2. Participate in Patient Counselling and consent taking</li> <li>3. Present at least two cases that are fully worked up in the teaching session</li> <li>4. Participate in patient education and multidisciplinary team meeting.</li> </ol>
Portfolio entries required	Yes
Log book entry required	Yes
Assessment	Formative: Attendance day- to-day Participation department activity. Performance of assigned tasks and Presentation of worked up case in department.
Other comments	Nil

*[Handwritten signature]*

*[Handwritten signature]*  
H.O.D.  
Department of OBS & Gynae  
UPUMS, Saifai (Etawah)

# Elective Course of MBBS

Block- 1 or 2

Elective No.-02

Department of- **Obstetrics & Gynaecology**

Name of Block	Block-2, Clinical Elective- OBG
Name of Elective	Cafeteria choice of family planning method
Location of hospital Lab or research facility	Family planning clinic; Obstetrics & Gynaecology Department, UPUMS, Saifai, Etawah
Name of internal preceptor (s)	<b>Dr. Vaibhav Kanti</b>
Name of external preceptor (if applicable)	
Learning objectives of elective	<ol style="list-style-type: none"><li>1. To have knowledge of various method of contraception as to age/social/economic factors.</li><li>2. To counsel the patient regarding benefit and risk of every method appropriately</li><li>3. To enable patient to select and implement the method of contraception in supervised environment.</li></ol>
Number of students that can be accommodated in this elective	5
Prerequisites for elective	WHO Booklet Contraception; Fertility Control author Chaudhari
Learning resources for students	
List of activities in which the students will participate	Good clinical practice
Portfolio entries required	Yes
Log book entry required	Yes
Assessment	Formative: Attendance day- to-day Participation department activity. Performance of assigned tasks and Presentation of worked up case in department.
Other comments	Nil

H.O.D.  
Department of OBS : & Gynae  
UPUMS, Saifai (Etawah)

# Elective Course of MBBS

Block- 1 or 2

Elective No.-3

Department of- **Obstetrics & Gynaecology**


Name of Block	Block-2, Clinical Elective- OBG
Name of Elective	Management of High risk pregnancy
Location of hospital Lab or research facility	High Risk Pregnancy Clinic, Obstetrics & Gynaecology Department, UPUMS, Saifai, Etawah
Name of internal preceptor (s)	<b>Dr. Pragati Divedi</b>
Name of external preceptor (if applicable)	
Learning objectives of elective	<ol style="list-style-type: none"><li>1. To diagnose the high risk pregnancy patient</li><li>2. To provide Antenatal care in a supervised environment.</li><li>3. To counsel patient about the high risk and its consequence.</li><li>4. Student should be able to manage the patient of th high risk in a supervised environment.</li></ol>
Number of students that can be accommodated in this elective	5
Prerequisites for elective	Good clinical practice
Learning resources for students	Bed side Obstetrics &Gynaecology, Author Richa Saxena.
List of activities in which the students will participate	<ol style="list-style-type: none"><li>1. Practice with observer in OPD and IPD rounds</li><li>2. Participate in IPD, labour room for management of such patient.</li><li>3. To present at least 2 cases with full workup in teaching session</li><li>4. To be attend teaching session in the department</li><li>5. Participate in patient counseling.</li></ol>
Portfolio entries required	Yes
Log book entry required	Yes
Assessment	Formative: Attendance day- to-day Participation department activity. Performance of assigned tasks and Presentation of worked up case in department.
Other comments	Nil

*[Handwritten signature]*

*[Handwritten signature]*  
H.O.D.  
Department of OBS. & Gynae  
UPUMS, Saifai (Etawah)



**Elective Course of MBBS**  
**Block – 2**  
**Department of Paediatrics**

Name of Elective	Neonatology
Location of hospital Lab or research facility	NICU/SNCU and Labor Room
Name of internal preceptor(s)	Dr. Durgesh Kumar
Name of external preceptor (if applicable)	N.A.
Learning objectives of elective	<ol style="list-style-type: none"> <li>1. To be able to do neonatal resuscitation.</li> <li>2. To identify the sick neonate.</li> <li>3. To provide primary care to the newborn.</li> <li>4. To functions as a member of a neonatal health care team.</li> <li>5. To demonstrate the common procedures in NICU/SNCU.</li> <li>6. To counsel the mother for breastfeeding.</li> </ol>
Number of students that can be accommodated in this elective	<del>15</del> 10
Prerequisites for elective	Good clinical practice, Knowledge of universal precaution and hand hygiene
Learning resources for students	GHAJ, Essential Pediatrics, Vinod K Paul & Arvind Bagga 9 <sup>th</sup> Edition
List of activities of student participation	<ol style="list-style-type: none"> <li>1. Participate in rounds,</li> <li>2. Participate in afternoon teaching sessions of the department,</li> <li>3. Present atleast 02 cases that are fully worked up in the teaching session.</li> <li>4. Participate in breast feeding counselling session,</li> <li>5. Participate in Neonatal Resuscitation,</li> <li>6. Work daily with junior and senior residents in NICU/SNCU</li> <li>7. Assist in common procedures.</li> </ol>
Portfolio entries required	<ol style="list-style-type: none"> <li>1. Record of atleast 05 cases of neonatal resuscitation.</li> <li>2. Case record of atleast 05 patient.</li> <li>3. Record of breast feeding counselling sessions. (02)</li> <li>4. Daily log of patients seen and activities participated.</li> </ol>
Log book entry required	Satisfactory completion of posting signed by preceptor.
Assessment	Attendance Successful verification of required portfolio entries. Successful completion of the posting as certified in the log book with a "meets expectation 'M' grade"
Other comments	-

  
**Dr. Rajesh Kumar Yadav**  
 Prof. & Head  
 Department of Paediatrics  
 U.P. University of Medical Sciences, g e 1 | 1  
 Safai, Etawah


**Elective Course of MBBS Block – 2**  
**Department of ORTHOPAEDICS- ONE**

<b>Name of Elective</b>	<b><u>Orthopaedics Surgical wound closure</u></b>
<b>Location of hospital Lab or research facility</b>	Orthopaedic OT, Second Floor, Old Hospital Building, UPUMS, Saifai
<b>Name of internal preceptor(s)</b>	Dr Ankit Mittal
<b>Name of external preceptor (if applicable)</b>	NONE
<b>Learning objectives of elective</b>	<ul style="list-style-type: none"> <li>To know the operation theatre etiquettes</li> <li>To know and do how to get ready for surgical field including hand washing, scrubbing, gloves wearing.</li> <li>To know and identify different layers of surgical wound</li> <li>To know and do how to close surgical wound in layers</li> <li>To know different types of suture materials used in wound closure</li> <li>To know different methods of skin closure</li> </ul>
<b>Number of students that can be accommodated in this elective</b>	<ul style="list-style-type: none"> <li>6</li> </ul>
<b>Prerequisites for elective</b>	<ul style="list-style-type: none"> <li>Vaccinated HBsAg</li> <li>Knowledge of OT sterility etiquettes</li> </ul>
<b>Learning resources for students</b>	BASIC SURGICAL SKILLS AND TECHNIQUES SK JAIN
<b>List of activities of student participation</b>	<ul style="list-style-type: none"> <li>Ortho Muscle layer closure</li> <li>Surgical Fascia closure</li> <li>Subcutaneous tissue closure</li> <li>Surgical Skin closure</li> <li>Post operating dressing</li> <li>Patient transportation from OT to Post op ward</li> </ul>
<b>Portfolio entries required</b>	<b>Assignments provided</b> Two worked up case records that have been operated Documentation of self-directed learning as summary and reflection
<b>Log book entry required</b>	Satisfactory completion of posting by a preceptor with a "meets expectation 'M' grade"
<b>Assessment</b>	Attendance- 75% <b>Formative:</b> Participation in OT cases and scrub in rounds and team activities, Presentation of closed up cases, Documentation of attendance and required portfolio and log book entries
<b>Other comments</b>	None

  

**Prof. SPS Gill**  
 Professor & Head  
 Dept of Orthopaedics  
 UPUMS, Saifai, UP

**Elective Course of MBBS Block – 2**  
**Department of ORTHOPAEDICS- TWO**

<b>Name of Elective</b>	<b><u>Orthopaedics Fracture Immobilisation</u></b>
<b>Location of hospital Lab or research facility</b>	Orthopaedic Plaster room, Ground Floor, Ortho OPD, Old Hospital Building, UPUMS, Saifai
<b>Name of internal preceptor(s)</b>	Dr Ajay Rajput
<b>Name of external preceptor (if applicable)</b>	NONE
<b>Learning objectives of elective</b>	<ul style="list-style-type: none"> <li>• To know the handle injured limb</li> <li>• To know and do how to do primary fracture reduction and alignment.</li> <li>• To know different type of immobilization methods used</li> <li>• To know and do how to apply plaster of Paris cast for immobilization.</li> <li>• To know and explain the different precautions to be taken by patients after POP application</li> <li>• To know different complications of POP cast and explain these to patients in detail</li> <li>• To know and apply skin and skeleton traction to patients</li> <li>• To know and explain the different precautions to be taken by patients after traction application</li> <li>• To know the complications of traction and explain to patients</li> </ul>
<b>Number of students that can be accommodated in this elective</b>	<ul style="list-style-type: none"> <li>• 6</li> </ul>
<b>Prerequisites for elective</b>	<ul style="list-style-type: none"> <li>• Vaccinated HBsAg</li> <li>• Knowledge of Fracture and immobilization</li> </ul>
<b>Learning resources for students</b>	PRACTICAL FRACTURE TREATMNET McRae
<b>List of activities of student participation</b>	<ul style="list-style-type: none"> <li>• Fracture reduction</li> <li>• Fractures limb handling</li> <li>• Padding before POP application</li> <li>• POP cast preparation</li> <li>• POP cast layer and length estimation</li> <li>• Application of POP cast</li> <li>• Explanation of precautions to be taken and complication of POP cast application to the patient</li> <li>• Application of skin and skeleton traction</li> <li>• Explanation of precautions to be taken and complications of traction to the patient</li> </ul>
<b>Portfolio entries required</b>	<b>Assignments provided</b> Two worked up case records of reduction plaster that have been done Documentation of self-directed learning of all cases as summary and reflection
<b>Log book entry required</b>	Satisfactory completion of posting by a preceptor with a "meets expectation 'M' grade"
<b>Assessment</b>	Attendance- 75% <b>Formative:</b> Participation in OT cases and scrub in rounds and team activities, Presentation of closed up cases, Documentation of attendance and required portfolio and log book entries
<b>Other comments</b>	None


  
**Prof. SPS Gill**  
 Professor & Head  
 Dept of Orthopaedics  
 UPUMS, Saifai, UP

**Elective Course of MBBS**  
**Block - 2**  
**Department of PSYCHIATRY**

Block	2
Name of Elective	Psychiatry
Location of hospital Lab or research facility	Medical College Hospital (Old Building Complex)
Name of internal preceptor(s)	Dr. Prashant Chaudhary
Name of external preceptor (if applicable)	NA
Learning objectives of elective	<ol style="list-style-type: none"> <li>1. Classification of Psychiatric disorders</li> <li>2. To provide care for patients with psychiatric disorder in a supervised environment</li> <li>3. History taking and mental status examination in patients with Psychiatric disorders.</li> <li>4. Clinical presentation of common Psychiatric disorders.</li> <li>5. Management of common Psychiatric disorders</li> <li>6. Counselling for Psychiatric disorders.</li> </ol>
Number of students that can be accommodated in this elective	6
Prerequisites for elective	Basic history taking & examination technique
Learning resources for students	Niraj Ahuja - Short textbook for Psychiatry
List of activities of student participation	<ol style="list-style-type: none"> <li>1. Participate in OPD</li> <li>2. Participate in IPD rounds</li> <li>3. Case presentation</li> <li>4. Psycho education</li> </ol>
Portfolio entries required	Assignments provided Two worked up case records that have been presented
Log book entry required	Satisfactory completion of posting with remark "Meets expectation" 'M' grade
Assessment	Attendance, Participation in OPD & IPD round, presentation of worked up cases, Documentation of required portfolio and logbook entries.
Other comments	NA

  
**Prof. (Dr.) Adesh Kumar**  
**Dean (Medical Faculty)**

**Elective Courses of MBBS**  
Block — 2  
Department of Otorihnolaryngology and Head-Neck

Name of Elective	Cancer Awareness in Head and Neck
Location of hospital Lab or research facility	Department of Otorhinolaryngology, UPUMS, Saifai
Name of internal preceptor(s)	Dr. Jitendra Pratap Singh Chauhan
Name of external preceptor (if applicable)	NIL
Learning objectives of elective	<p>To understand the common risk factors for head and neck cancers.</p> <p>To identify early signs and symptoms of head and neck malignancies.</p> <p>To gain insight into the methods for early detection and prevention.</p> <p>To explore public health strategies for cancer awareness and education.</p> <p>To sensitize students towards the importance of community-based awareness programs.</p>
Number of students that can be accommodated in this elective	4-6
Prerequisites for elective	Completion of ENT clinical postings
Learning resources for students	<p>Park's Textbook of Preventive and Social Medicine</p> <p>Clinical methods in ENT by PT Wakode</p> <p>Departmental postings in ENT OPD and OT.</p>
List of activities of student participation	<p>Case-based discussions on diagnosed cancer cases.</p> <p>Field visit to rural health centers for community awareness.</p> <p>Preparation and presentation of awareness material (posters, leaflets).</p> <p>Group discussions and role plays for community sensitization.</p>
Portfolio entries required	YES
Log book entry required	YES
Assessment	<p>Participation in departmental activities.</p> <p>Evaluation of awareness materials developed.</p> <p>Viva and reflective writing submission.</p>
Other Comments	Punctuality and active participation are mandatory

Elective Courses of MBBS  
Block — 2  
Department of Otorhinolaryngology And Head-Neck

Name of Elective	Allergic Rhinitis and Sinusitis
Location of hospital Lab or research facility	Department of Otorhinolaryngology, UPUMS, Saifai
Name of internal preceptor(s)	Dr. Ritu Gupta
Name of external preceptor (if applicable)	None
Learning objectives of elective	<p>To understand the pathophysiology of allergic rhinitis and chronic rhinosinusitis.</p> <p>To identify clinical features and diagnostic criteria for allergic rhinitis and sinusitis.</p> <p>To learn the use of nasal endoscopy and imaging in diagnosis.</p> <p>To discuss medical and surgical management strategies.</p> <p>To recognize complications and comorbidities of sinonasal diseases.</p> <p>To review recent guidelines and evidence-based practices.</p>
Number of students that can be accommodated in this elective	4-6
Prerequisites for elective	<p>Completion of ENT clinical postings</p> <p>Basic knowledge of anatomy and physiology of the nose and sinuses</p> <p>Standard ENT textbooks (Dhingra, Logan Turner)</p>
Learning resources for students	<p>Recent journal articles and clinical guidelines</p> <p>PowerPoint presentations and case discussions</p> <p>Hands-on observation in OPD and OT</p>
List of activities of student participation	<p>Attending outpatient clinics and assisting in endoscopic evaluation</p> <p>Observing diagnostic nasal endoscopy and CT scans</p> <p>Participating in case discussions and seminars</p> <p>Assisting in preoperative and postoperative care of sinus surgery patients</p> <p>Maintaining daily logs of observations and learning points</p>
Portfolio entries required	<p>Case summaries of 2-3 patients</p> <p>Reflection notes on clinical learning and observed procedures</p>
Log book entry required	Yes
Assessment	<p>Direct observation and feedback from the preceptor</p> <p>Evaluation of portfolio and logbook</p> <p>Oral discussion on case-based scenarios</p>
Other Comments	Punctuality and active participation are mandatory

*Ritu Gupta*

**Elective Course of MBBS  
Block-2**

**Department of Ophthalmology**

<b>Name of Elective</b>	Ophthalmic OT Techniques & Emergency Skills
<b>Location of hospital Lab or research facility</b>	Eye OT Complex & Minor Procedure Room
<b>Name of internal preceptor(s)</b>	Dr. Reena Sharma, Dr. Meenu Babber, Dr. Deepti Joshi
<b>Name of external preceptor (if applicable)</b>	N.A.
<b>Learning objectives of elective</b>	<ol style="list-style-type: none"> <li>1. OT asepsis</li> <li>2. Scrubbing, gowning, gloving</li> <li>3. Assisting in minor OT procedures</li> <li>4. Operating microscope basics</li> <li>5. LA preparation</li> <li>6. Observe cataract surgery</li> <li>7. Manage emergencies</li> <li>8. Documentation</li> <li>9. Instrument identification</li> <li>10. Biometry interpretation</li> </ol>
<b>Number of students that can be accommodated in this elective</b>	10
<b>Prerequisites for elective</b>	Universal precautions & immunization
<b>Learning resources for students</b>	Kanski OT chapters, AIOS Cataract Handbook, NMC Skill modules
<b>List of activities of student participation</b>	<ol style="list-style-type: none"> <li>1. Attend Eye OT 2 hrs/day</li> <li>2. OT preparation</li> <li>3. Observe 5 cataract surgeries</li> <li>4. Minor OT procedures</li> <li>5. Emergency ophthalmology</li> </ol>
<b>Portfolio entries required</b>	<ol style="list-style-type: none"> <li>1. Surgery log (3)</li> <li>2. Minor OT log (3)</li> <li>3. Activity log</li> <li>4. Emergency cases (2)</li> <li>5. Instrument sheet (10 instruments)</li> </ol>
<b>Log book entry required</b>	Formative & summative
<b>Assessment</b>	<ul style="list-style-type: none"> <li>• Attendance</li> <li>• Verified portfolio</li> <li>• Meets expectation (M)</li> </ul>
<b>Other comments</b>	Maintain strict OT sterility.

*dm*

**Elective Course of MBBS  
Block-2**

**Department of Ophthalmology**

<b>Name of Elective</b>	Clinical Ophthalmology Skills
<b>Location of hospital Lab or research facility</b>	Department of Ophthalmology
<b>Name of internal preceptor(s)</b>	Dr.Ravi Ranjan, Dr. Brijesh Singh, Dr. Himanshi Yadav, Dr. Ahmad Husain
<b>Name of external preceptor (if applicable)</b>	N.A.
<b>Learning objectives of elective</b>	<ol style="list-style-type: none"> <li>1. Visual acuity assessment</li> <li>2. Basic slit-lamp exam</li> <li>3. Fluorescein staining</li> <li>4. Tonometry</li> <li>5. Direct ophthalmoscopy</li> <li>6. Ophthalmic history writing</li> <li>7. Recognition of common emergencies</li> <li>8. Sterile precautions</li> <li>9. Interpretation of basic imaging</li> <li>10. Observation of OPD procedures</li> </ol>
<b>Number of students that can be accommodated in this elective</b>	10
<b>Prerequisites for elective</b>	Universal precautions & immunization
<b>Learning resources for students</b>	Parsons, Kanski, AIOS skill modules
<b>List of activities of student participation</b>	<ol style="list-style-type: none"> <li>1. OPD participation 2 hrs/day</li> <li>2. Visual acuity testing</li> <li>3. Tonometry</li> <li>4. Observe minor procedures</li> <li>5. Case writing</li> </ol>
<b>Portfolio entries required</b>	<ol style="list-style-type: none"> <li>1. Daily patient log</li> <li>2. Daily activity log</li> <li>3. Five worked-up OPD cases</li> <li>4. Two emergency cases</li> <li>5. Refraction note</li> </ol>
<b>Log book entry required</b>	Formative & summative
<b>Assessment</b>	<ul style="list-style-type: none"> <li>• Attendance</li> <li>• Verified portfolio</li> <li>• Meets expectation (M)</li> </ul>
<b>Other comments</b>	Students must maintain equipment discipline.

*dam*